

Signify Classified - Internal  
Cooper Lighting Solutions Photometric Lab  
1121 Highway 74 South  
Peachtree City, GA 30269



Scaled data based on original data using  
LM-79-08 Approved Method: Electrical and Photometric Measurements of Solid-  
State Lighting Products

Test Report Prepared for  
Cooper Lighting Solutions  
(formerly Eaton)

Brand: McGRAW-EDISON

Report Number: P833696

Luminaire Tested: **TTN-D2-830-U-WQ-SG-UPL2**

Issue Date: 5/15/2024

**Test Information**

Test Method: LM-79-08  
Report Number: P833696  
REPORT IS FROM IESNA LM-79-08 TEST DATA - UPLIGHT (G3-2308-121-4) AND  
Test Lab: INNOVATION CENTER  
Issue Date: 5/15/2024  
Manufacturer: COOPER LIGHTING SOLUTIONS (FORMERLY EATON)  
Product Line: McGRAW-EDISON  
Catalog Number: TTN-D2-830-U-WQ-SG-UPL2  
Description: TOPTIER NANO LED PARKING GARAGE LUMINAIRE WITH UPLIGHT  
3000K, 80 CRI LEDS AND WIDE DISTRIBUTION WITH SOLITE GLASS  
Light Source: -  
Ballast/Driver: -

**Summary**

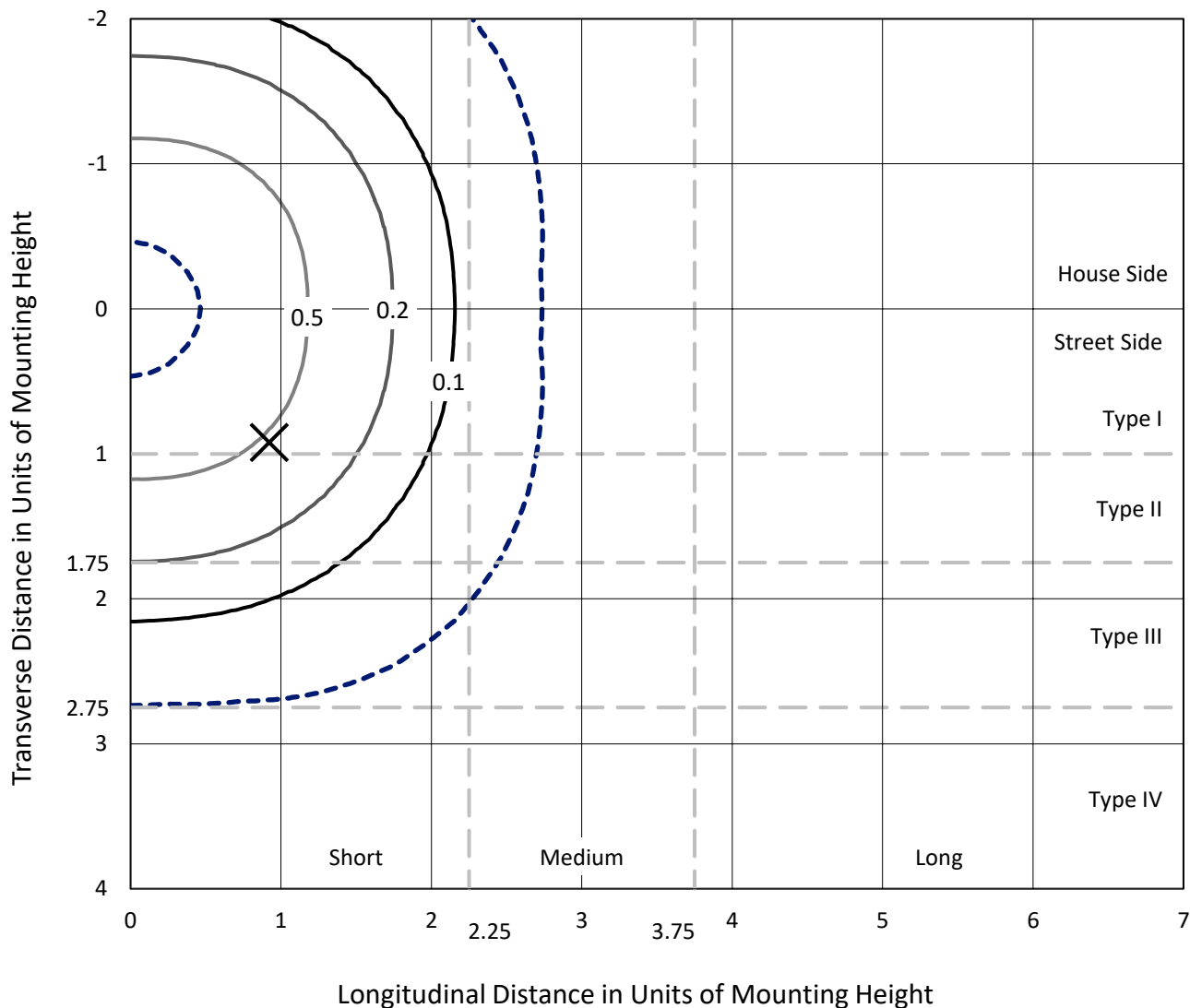
Lumens per Lamp: N/A  
Luminaire Lumens: 4943.8 lumens  
Efficiency: N/A  
Efficacy: 105.2 lumens/watt  
Luminous Opening: Vertical Cylinder (Dia: 0.71' x H: 0.1')  
IES Classification: Type V - Short  
BUG Rating: B2 - U4 - G1  
  
Input Watts (W): 47  
Input Voltage (V): NR  
Input Current (Ain): NR  
Voltage Rise (V): NR  
Power Factor: NR  
Total Harmonic Distortion (THDi): NR  
Frequency (hertz): 60  
Stabilization Time: NR  
Operation Time: NR  
Ambient Temperature (°C): NR  
Test Distance: 24 FT



REPORT NUMBER: P833696  
 CATALOG NUMBER: TTN-D2-830-U-WQ-SG-UPL2

### Iso-Footcandle Lines of Horizontal Illumination

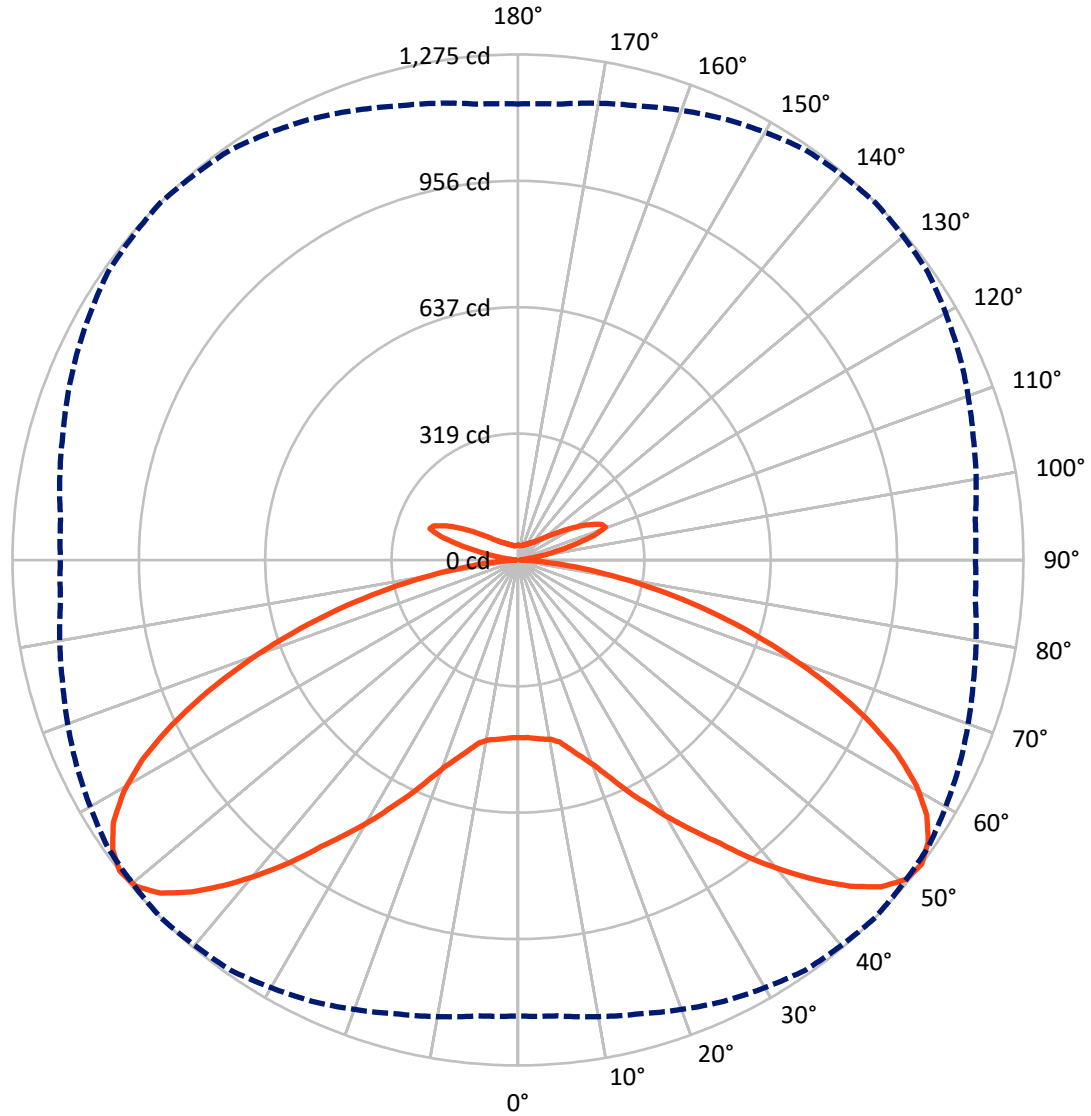
✕ Max cd  
 - - - 1/2 Max cd



Based on 25 foot mounting height. Maximum calculated value = 0.8 fc  
 Type V - Short - N/A

REPORT NUMBER: P833696  
CATALOG NUMBER: TTN-D2-830-U-WQ-SG-UPL2

### Luminous Intensity Polar Plot



— Vertical Plane Through 45-Deg Lateral    - - - Horizontal Cone Through 52.5-Deg Vertical

REPORT NUMBER: P833696  
 CATALOG NUMBER: TTN-D2-830-U-WQ-SG-UPL2

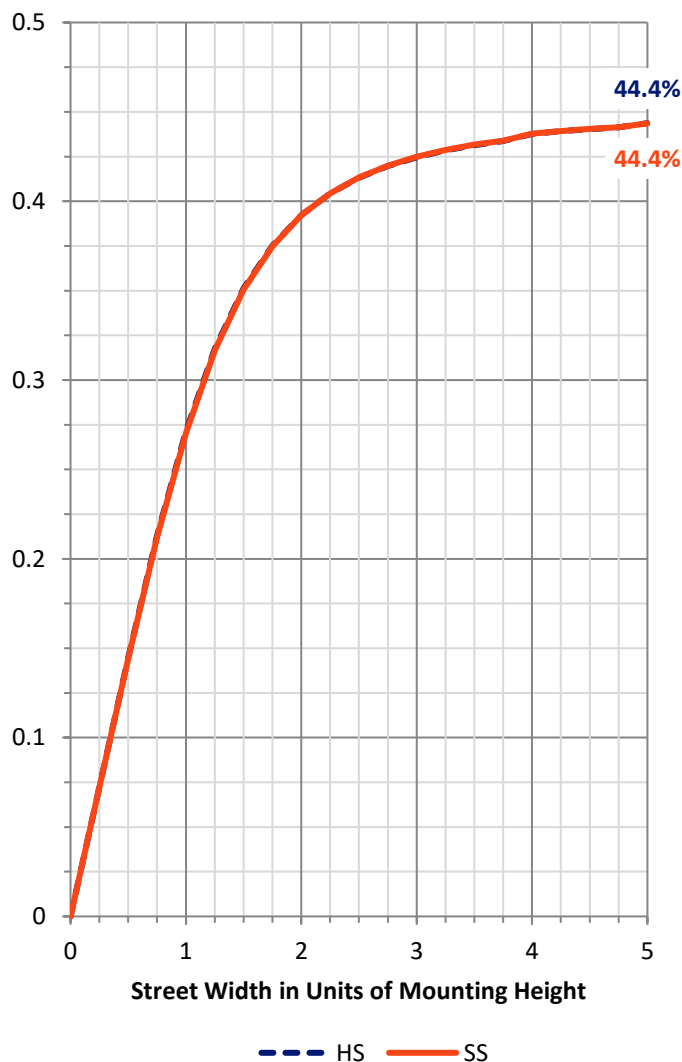
**FLUX DISTRIBUTION:**

		Downward	Upward	Total
<b>House Side</b>	Lumens	2204.9	267.0	2471.9
	% Fixture	44.6	5.4	50.0
<b>Street Side</b>	Lumens	2204.9	267.0	2471.9
	% Fixture	44.6	5.4	50.0
<b>Total</b>	Lumens	4409.7	534.0	4943.8
	% Fixture	89.2	10.8	100.0

**ZONAL LUMENS:**

Zone	Lumens	% Fixture
0°-10°	43.3	0.9
10°-20°	142.3	2.9
20°-30°	300.3	6.1
30°-40°	548.5	11.1
40°-50°	873.2	17.7
50°-60°	1055.9	21.4
60°-70°	887.8	18.0
70°-80°	470.6	9.5
80°-90°	87.8	1.8
90°-100°	11.9	0.2
100°-110°	121.1	2.5
110°-120°	177.1	3.6
120°-130°	102.8	2.1
130°-140°	54.4	1.1
140°-150°	32.3	0.7
150°-160°	19.9	0.4
160°-170°	10.9	0.2
170°-180°	3.5	0.1
0°-90°	4409.7	89.2
0°-180°	4943.8	100.0

**Coefficient of Utilization**

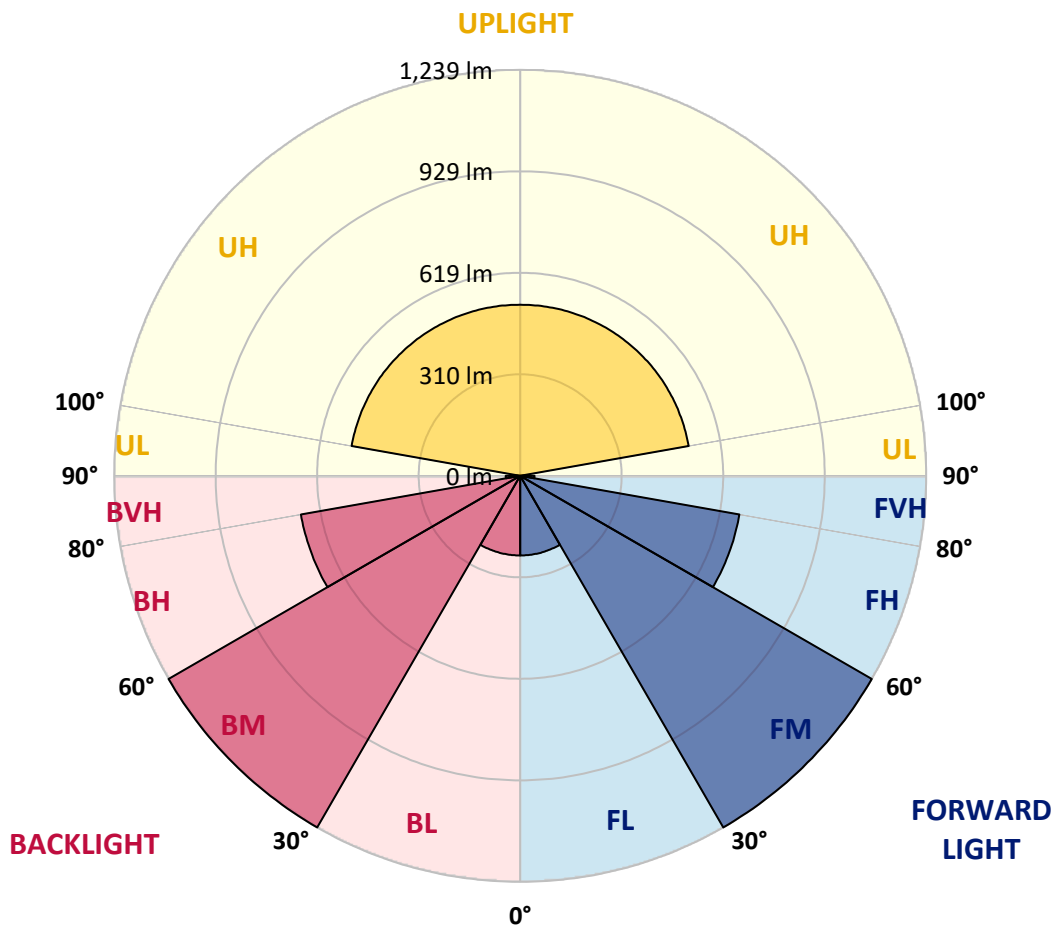


REPORT NUMBER: P833696  
 CATALOG NUMBER: TTN-D2-830-U-WQ-SG-UPL2

**LUMINAIRE CLASSIFICATION SYSTEM LUMEN TABLE AND BUG RATING:**

Zone	Lumens	% Fixture	Zone Rating/Lumen Limit		
			B	U	G
FL (0°-30°)	242.9	4.9			
FM (30°-60°)	1238.8	25.1			
FH (60°-80°)	679.2	13.7			G1/1800
FVH (80°-90°)	43.9	0.9			G1/100
BL (0°-30°)	242.9	4.9	B1/500		
BM (30°-60°)	1238.8	25.1	B2/2500		
BH (60°-80°)	679.2	13.7	B2/1000		G1/1800
BVH (80°-90°)	43.9	0.9			G1/100
UL (90°-100°)	11.9	0.2		U2/50	
UH (100°-180°)	522.1	10.6		U4/1000	

**BUG Rating: B2-U4-G1**  
 Type V Short





REPORT NUMBER: P833696

CATALOG NUMBER: TTN-D2-830-U-WQ-SG-UPL2

**CANDELA DISTRIBUTION (FULL):**

	0°	5°	15°	25°	35°	45°	55°	65°	75°	85°	90°
0°	448.3	448.3	448.3	448.3	448.3	448.3	448.3	448.3	448.3	448.3	448.3
2.5°	448.3	448.3	448.3	448.3	448.3	448.3	448.3	448.3	448.3	448.3	448.3
5°	452.1	452.1	448.3	452.1	452.1	452.1	452.1	452.1	452.1	452.1	452.1
7.5°	452.1	452.1	452.1	456.0	456.0	456.0	456.0	452.1	452.1	452.1	452.1
10°	459.9	459.9	459.9	459.9	459.9	459.9	459.9	459.9	459.9	459.9	459.9
12.5°	471.6	471.6	471.6	471.6	471.6	471.6	471.6	471.6	471.6	471.6	471.6
15°	491.1	491.1	491.1	491.1	495.0	495.0	495.0	491.1	491.1	491.1	491.1
17.5°	514.5	514.5	518.4	518.4	522.3	522.3	522.3	518.4	514.5	518.4	514.5
20°	549.6	549.6	549.6	553.5	557.4	557.4	557.4	549.6	549.6	549.6	549.6
22.5°	588.6	588.6	588.6	592.5	596.4	596.4	596.4	588.6	588.6	588.6	588.6
25°	635.3	635.3	635.3	639.2	643.1	647.0	647.0	639.2	635.3	635.3	631.4
27.5°	682.1	682.1	689.9	693.8	697.7	697.7	697.7	689.9	686.0	686.0	686.0
30°	736.7	736.7	744.5	748.4	756.2	756.2	756.2	744.5	740.6	736.7	736.7
32.5°	787.4	791.3	799.1	806.9	814.6	814.6	818.5	803.0	795.2	791.3	791.3
35°	841.9	845.8	853.6	865.3	873.1	877.0	880.9	865.3	853.6	849.7	849.7
37.5°	904.3	908.2	919.9	931.6	947.2	955.0	958.9	935.5	916.0	908.2	908.2
40°	974.5	978.4	990.1	1005.6	1021.2	1029.0	1032.9	1009.5	990.1	982.3	978.4
42.5°	1032.9	1040.7	1052.4	1075.8	1091.4	1103.1	1103.1	1075.8	1052.4	1040.7	1040.7
45°	1087.5	1095.3	1114.8	1138.2	1161.6	1173.2	1169.4	1142.1	1114.8	1099.2	1095.3
47.5°	1130.4	1138.2	1161.6	1188.8	1220.0	1231.7	1227.8	1196.6	1161.6	1142.1	1138.2
50°	1153.8	1157.7	1184.9	1223.9	1255.1	1266.8	1259.0	1227.8	1188.8	1161.6	1157.7
52.5°	1149.9	1153.8	1184.9	1227.8	1262.9	1274.6	1262.9	1227.8	1188.8	1157.7	1153.8
55°	1126.5	1130.4	1161.6	1208.3	1243.4	1255.1	1243.4	1208.3	1165.5	1134.3	1130.4
57.5°	1083.6	1087.5	1118.7	1165.5	1204.4	1216.1	1200.5	1161.6	1118.7	1087.5	1087.5
60°	1021.2	1025.1	1056.3	1107.0	1142.1	1153.8	1134.3	1103.1	1060.2	1025.1	1021.2
62.5°	939.4	939.4	974.5	1025.1	1056.3	1071.9	1052.4	1017.3	978.4	939.4	943.3
65°	841.9	838.0	873.1	919.9	955.0	966.7	947.2	916.0	877.0	841.9	841.9
67.5°	740.6	740.6	767.9	806.9	838.0	849.7	830.2	803.0	771.8	740.6	740.6
70°	631.4	631.4	650.9	689.9	717.2	725.0	713.3	686.0	658.7	631.4	631.4
72.5°	522.3	518.4	537.9	569.1	592.5	600.3	588.6	573.0	541.8	522.3	522.3
75°	413.2	409.3	421.0	448.3	467.7	475.5	463.8	452.1	428.8	413.2	413.2
77.5°	307.9	304.0	315.7	339.1	350.8	354.7	346.9	339.1	319.6	307.9	307.9
80°	210.5	206.6	214.4	230.0	241.7	241.7	237.8	233.9	218.3	210.5	214.4
82.5°	124.7	120.8	128.6	140.3	148.1	144.2	144.2	140.3	128.6	124.7	124.7
85°	54.6	50.7	54.6	62.4	70.2	66.3	66.3	66.3	58.5	54.6	54.6
87.5°	7.8	7.8	7.8	11.7	15.6	11.7	11.7	11.7	7.8	7.8	7.8
90°	4.6	4.6	5.5	5.5	5.5	5.5	5.5	5.5	5.5	4.6	4.6
92.5°	4.6	4.6	4.6	6.4	7.3	6.4	7.3	5.5	5.5	4.6	4.6
95°	5.5	5.5	6.4	8.2	10.1	11.0	11.0	6.4	6.4	5.5	5.5
97.5°	7.3	8.2	8.2	10.1	16.4	30.2	18.3	9.1	9.1	8.2	7.3
100°	11.9	12.8	12.8	22.8	48.4	64.9	46.6	23.8	17.4	12.8	12.8
102.5°	38.4	40.2	49.3	74.0	109.6	99.6	84.1	79.5	54.8	43.9	42.0
105°	97.8	96.8	104.2	123.3	153.5	150.8	138.9	126.1	108.7	100.5	100.5
107.5°	128.8	128.8	135.2	151.7	174.5	203.7	206.5	163.5	143.4	134.3	133.4
110°	145.3	145.3	150.8	164.5	194.6	235.7	233.9	201.9	177.3	165.4	163.5



REPORT NUMBER: P833696  
 CATALOG NUMBER: TTN-D2-830-U-WQ-SG-UPL2

**CANDELA DISTRIBUTION (continued):**

	0°	5°	15°	25°	35°	45°	55°	65°	75°	85°	90°
112.5°	148.9	149.8	157.1	178.2	211.1	229.3	221.1	208.3	197.4	188.2	186.4
115°	154.4	154.4	162.6	182.7	201.0	208.3	199.2	189.1	181.8	178.2	180.0
117.5°	152.6	155.3	157.1	168.1	180.0	185.5	180.9	167.2	161.7	159.9	157.1
120°	141.6	141.6	143.4	148.9	155.3	158.1	156.2	147.1	142.5	141.6	139.8
122.5°	126.1	127.0	126.1	128.8	133.4	136.1	134.3	127.0	125.2	125.2	123.3
125°	110.6	110.6	109.6	111.5	114.2	113.3	114.2	110.6	109.6	109.6	108.7
127.5°	99.6	98.7	96.8	97.8	98.7	98.7	99.6	95.9	96.8	97.8	96.8
130°	88.6	88.6	86.8	86.8	86.8	85.0	86.8	85.0	85.9	86.8	87.7
132.5°	78.6	78.6	75.8	74.9	74.9	74.9	75.8	74.9	76.7	78.6	78.6
135°	70.4	70.4	67.6	68.5	68.5	67.6	68.5	67.6	69.4	70.4	70.4
137.5°	64.0	64.0	62.1	62.1	62.1	61.2	62.1	62.1	63.0	64.9	65.8
140°	58.5	58.5	57.6	57.6	56.6	57.6	57.6	57.6	58.5	59.4	59.4
142.5°	55.7	54.8	53.9	53.0	53.9	53.9	53.9	53.0	53.9	55.7	55.7
145°	51.2	51.2	50.3	50.3	50.3	51.2	50.3	50.3	51.2	51.2	52.1
147.5°	48.4	48.4	47.5	48.4	48.4	48.4	48.4	47.5	48.4	48.4	49.3
150°	47.5	46.6	45.7	46.6	46.6	45.7	45.7	45.7	45.7	46.6	46.6
152.5°	44.8	44.8	43.9	44.8	43.9	43.9	43.9	43.9	43.9	44.8	45.7
155°	42.9	42.9	42.0	42.9	42.9	42.9	42.9	42.9	42.9	42.9	42.9
157.5°	41.1	42.0	41.1	41.1	41.1	41.1	41.1	41.1	41.1	42.0	42.0
160°	40.2	40.2	40.2	40.2	39.3	39.3	39.3	40.2	40.2	40.2	41.1
162.5°	39.3	39.3	39.3	39.3	38.4	38.4	38.4	38.4	39.3	39.3	40.2
165°	39.3	38.4	38.4	38.4	37.5	37.5	37.5	37.5	38.4	39.3	38.4
167.5°	37.5	37.5	37.5	37.5	37.5	36.5	36.5	37.5	37.5	37.5	38.4
170°	37.5	37.5	36.5	36.5	36.5	36.5	36.5	36.5	36.5	36.5	37.5
172.5°	37.5	37.5	37.5	37.5	36.5	36.5	36.5	36.5	36.5	37.5	37.5
175°	37.5	37.5	37.5	37.5	36.5	36.5	36.5	37.5	37.5	37.5	36.5
177.5°	37.5	37.5	37.5	37.5	36.5	37.5	37.5	37.5	37.5	37.5	37.5
180°	37.5	37.5	37.5	37.5	37.5	37.5	37.5	37.5	37.5	37.5	37.5



Cooper Lighting Solutions Photometric Lab  
1121 Highway 74 South  
Peachtree City, GA 30269



LM-79-2019: Approved Method: Electrical and Photometric Measurements of Solid-State Lighting Products

Report Prepared for

Cooper Lighting Solutions

MCGRAW EDISON

Report Number: SP1-2411-284-4

Test Date: 11/22/2024

Luminaire Tested: TTN-D0-830-U-WQ

Data in this report applies to TT and TTN families of products

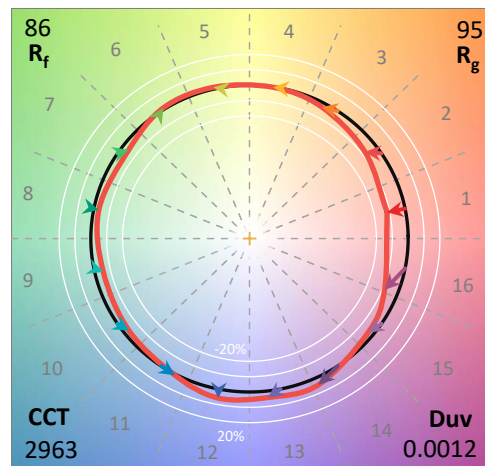
**Test Information**

Test Method: LM-79-2019  
 Report Number: SP1-2411-284-4  
 Test Lab: COOPER LIGHTING SOLUTIONS  
 Photometer: SP1 - 76IN SPHERE  
 Measurement Geometry: 4π  
 Issue Date: 11/22/2024  
 Manufacturer: COOPER LIGHTING SOLUTIONS  
 Product Line: MCGRAW EDISON  
 Catalog Number: **TTN-D0-830-U-WQ**  
 Description: TOPTIER NANO LED PARKING GARAGE LUMINAIRE. 3000K, 80 CRI LEDS AND WIDE DISTRIBUTION

**Spectral Parameters**

CCT (K): 2963  
 CIE u': 0.2515  
 CIE v': 0.5238  
 Duv: 0.0012  
 CIE x: 0.4414  
 CIE y: 0.4086  
 CIE z: 0.1501  
 Peak Wavelength (nm): 603  
 Dominant Wavelength (nm): 582  
 Purity: 55.12798  
 R<sub>f</sub>: 86.1  
 R<sub>g</sub>: 94.9

CRI (Ra):	82.9		
R1:	81.4	R9:	3.9
R2:	91.9	R10:	82.5
R3:	95.2	R11:	82.3
R4:	81.6	R12:	76.5
R5:	82.3	R13:	83.9
R6:	91.4	R14:	97.8
R7:	82.0	R15:	72.6
R8:	57.2		



**Test Conditions**

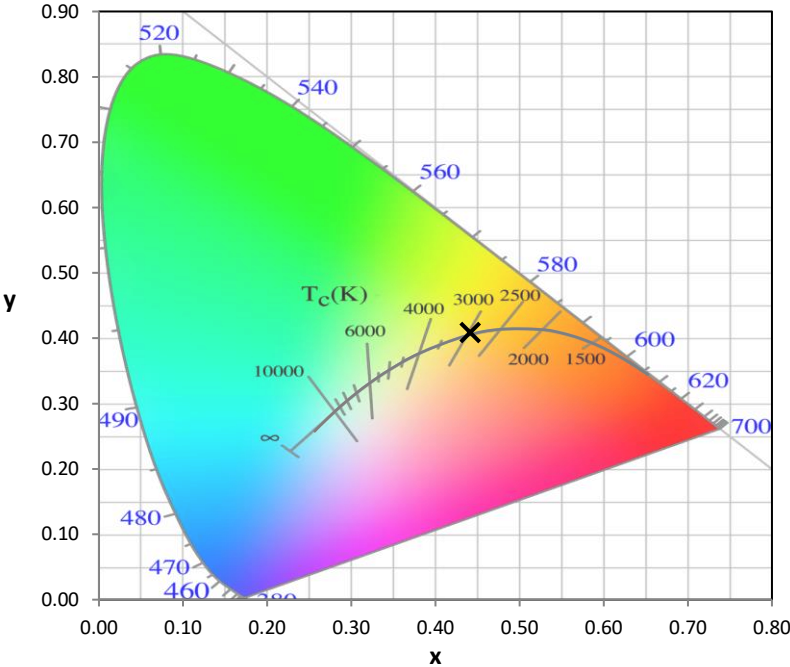
Stabilization Time: 37M  
 Operation Time: 1H 37M  
 Sphere Temperature (°C): 25.0

REPORT NUMBER: SP1-2411-284-4

Measurement and Test Equipment			
Instrument	Identification Number	Calibration Date	Calibration Due Date
Photometer	IN0058	6/18/2024	12/18/2024
Power Meter	INXT2011004	2/8/2024	2/8/2025
AC Power Source	IN0063	10/22/2024	10/22/2025
DC Power Source	IN0208	10/22/2024	10/22/2025
Sphere Thermometer	IN0085	10/22/2024	10/22/2025
Room Thermometer	IN0046	10/22/2024	10/22/2025

REPORT NUMBER: SP1-2411-284-4

CIE 1931 Chromaticity Diagram



CIE 1931 Chromaticity Diagram with 2017 ANSI 7-Step and 4-Step Quadrangles



Point lies inside the ANSI 3000K 4-step quadrangle

REPORT NUMBER: SP1-2411-284-4

**Photopic Flux vs. Wavelength**



**Photopic Lumens: NR**

λ (nm)	Power W <sup>^</sup> /nm	Lumens (φ/nm)	λ (nm)	Power W <sup>^</sup> /nm	Lumens (φ/nm)	λ (nm)	Power W <sup>^</sup> /nm	Lumens (φ/nm)	λ (nm)	Power W <sup>^</sup> /nm	Lumens (φ/nm)	λ (nm)	Power W <sup>^</sup> /nm	Lumens (φ/nm)
360	0	NR	490	267	NR	620	915	NR	750	23	NR	880	0	NR
365	0	NR	495	315	NR	625	866	NR	755	20	NR	885	0	NR
370	0	NR	500	360	NR	630	811	NR	760	17	NR	890	0	NR
375	0	NR	505	396	NR	635	750	NR	765	14	NR	895	0	NR
380	0	NR	510	418	NR	640	686	NR	770	12	NR	900	0	NR
385	0	NR	515	435	NR	645	619	NR	775	10	NR	905	0	NR
390	0	NR	520	448	NR	650	554	NR	780	9	NR	910	0	NR
395	0	NR	525	462	NR	655	491	NR	785	7	NR	915	0	NR
400	1	NR	530	476	NR	660	431	NR	790	6	NR	920	0	NR
405	2	NR	535	495	NR	665	376	NR	795	5	NR	925	0	NR
410	5	NR	540	520	NR	670	325	NR	800	4	NR	930	0	NR
415	10	NR	545	547	NR	675	280	NR	805	4	NR	935	0	NR
420	21	NR	550	576	NR	680	241	NR	810	3	NR	940	0	NR
425	42	NR	555	612	NR	685	207	NR	815	3	NR	945	0	NR
430	77	NR	560	651	NR	690	176	NR	820	2	NR	950	0	NR
435	135	NR	565	693	NR	695	149	NR	825	2	NR	955	0	NR
440	215	NR	570	741	NR	700	127	NR	830	2	NR	960	0	NR
445	321	NR	575	793	NR	705	107	NR	835	2	NR	965	0	NR
450	479	NR	580	847	NR	710	89	NR	840	1	NR	970	0	NR
455	432	NR	585	897	NR	715	75	NR	845	1	NR	975	0	NR
460	265	NR	590	940	NR	720	62	NR	850	1	NR	980	0	NR
465	231	NR	595	971	NR	725	51	NR	855	1	NR	985	0	NR
470	204	NR	600	993	NR	730	43	NR	860	1	NR	990	0	NR
475	168	NR	605	996	NR	735	36	NR	865	1	NR	995	0	NR
480	183	NR	610	986	NR	740	31	NR	870	1	NR	1000	0	NR
485	223	NR	615	957	NR	745	26	NR	875	0	NR			

REPORT NUMBER: SP1-2411-284-4

**Scotopic Flux vs. Wavelength**



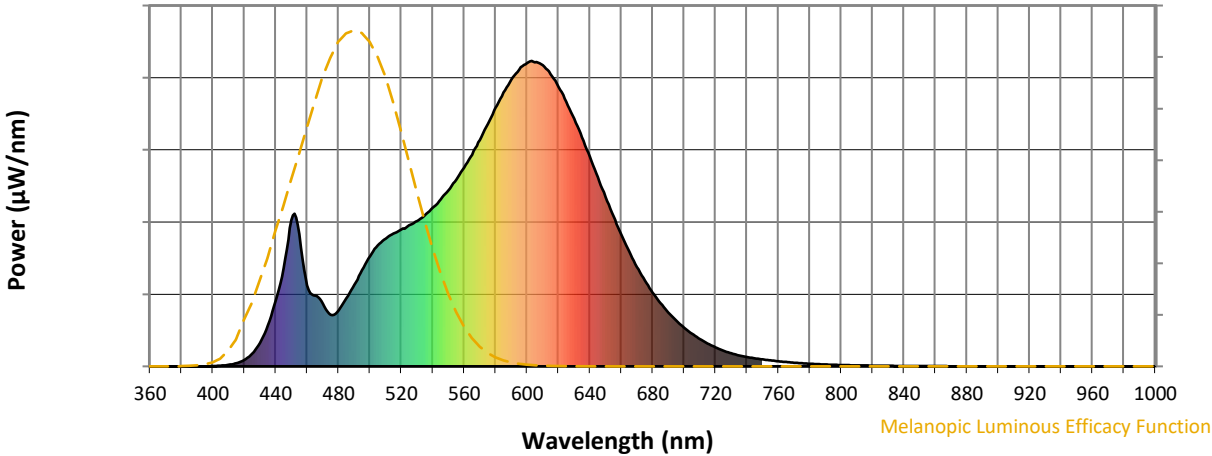
**Scotopic Lumens: NR**

**S/P: 1.34**

λ (nm)	Power W <sup>^</sup> /nm	Lumens (φ/nm)	λ (nm)	Power W <sup>^</sup> /nm	Lumens (φ/nm)	λ (nm)	Power W <sup>^</sup> /nm	Lumens (φ/nm)	λ (nm)	Power W <sup>^</sup> /nm	Lumens (φ/nm)	λ (nm)	Power W <sup>^</sup> /nm	Lumens (φ/nm)
360	0	NR	490	267	NR	620	915	NR	750	23	NR	880	0	NR
365	0	NR	495	315	NR	625	866	NR	755	20	NR	885	0	NR
370	0	NR	500	360	NR	630	811	NR	760	17	NR	890	0	NR
375	0	NR	505	396	NR	635	750	NR	765	14	NR	895	0	NR
380	0	NR	510	418	NR	640	686	NR	770	12	NR	900	0	NR
385	0	NR	515	435	NR	645	619	NR	775	10	NR	905	0	NR
390	0	NR	520	448	NR	650	554	NR	780	9	NR	910	0	NR
395	0	NR	525	462	NR	655	491	NR	785	7	NR	915	0	NR
400	1	NR	530	476	NR	660	431	NR	790	6	NR	920	0	NR
405	2	NR	535	495	NR	665	376	NR	795	5	NR	925	0	NR
410	5	NR	540	520	NR	670	325	NR	800	4	NR	930	0	NR
415	10	NR	545	547	NR	675	280	NR	805	4	NR	935	0	NR
420	21	NR	550	576	NR	680	241	NR	810	3	NR	940	0	NR
425	42	NR	555	612	NR	685	207	NR	815	3	NR	945	0	NR
430	77	NR	560	651	NR	690	176	NR	820	2	NR	950	0	NR
435	135	NR	565	693	NR	695	149	NR	825	2	NR	955	0	NR
440	215	NR	570	741	NR	700	127	NR	830	2	NR	960	0	NR
445	321	NR	575	793	NR	705	107	NR	835	2	NR	965	0	NR
450	479	NR	580	847	NR	710	89	NR	840	1	NR	970	0	NR
455	432	NR	585	897	NR	715	75	NR	845	1	NR	975	0	NR
460	265	NR	590	940	NR	720	62	NR	850	1	NR	980	0	NR
465	231	NR	595	971	NR	725	51	NR	855	1	NR	985	0	NR
470	204	NR	600	993	NR	730	43	NR	860	1	NR	990	0	NR
475	168	NR	605	996	NR	735	36	NR	865	1	NR	995	0	NR
480	183	NR	610	986	NR	740	31	NR	870	1	NR	1000	0	NR
485	223	NR	615	957	NR	745	26	NR	875	0	NR			

REPORT NUMBER: SP1-2411-284-4

Melanopic Flux vs. Wavelength



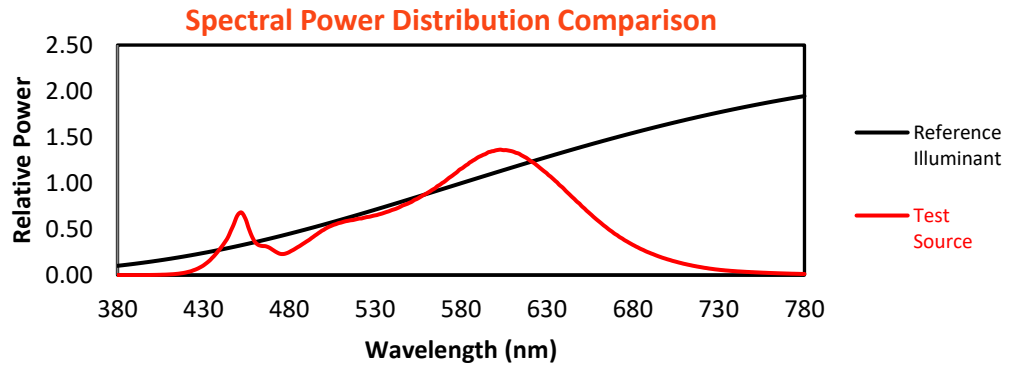
Melanopic Lumens: NR

M/P: 2.58

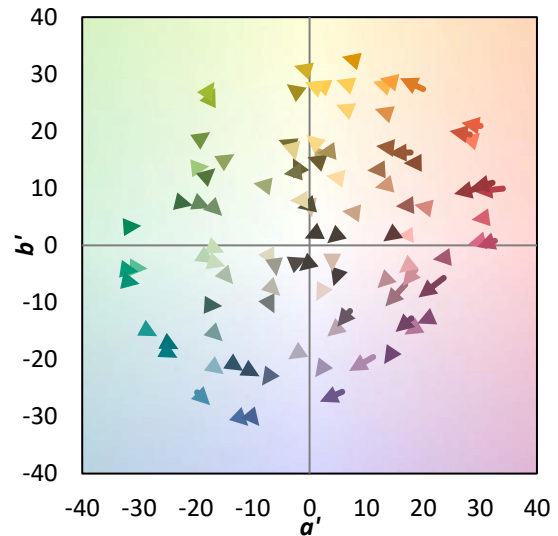
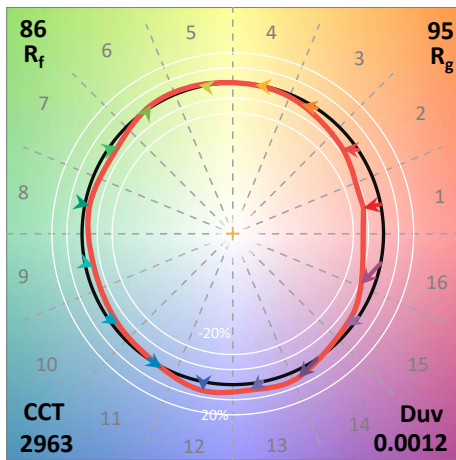
λ (nm)	Power W <sup>^</sup> /nm	Lumens (φ/nm)	λ (nm)	Power W <sup>^</sup> /nm	Lumens (φ/nm)	λ (nm)	Power W <sup>^</sup> /nm	Lumens (φ/nm)	λ (nm)	Power W <sup>^</sup> /nm	Lumens (φ/nm)	λ (nm)	Power W <sup>^</sup> /nm	Lumens (φ/nm)
360	0	NR	490	267	NR	620	915	NR	750	23	NR	880	0	NR
365	0	NR	495	315	NR	625	866	NR	755	20	NR	885	0	NR
370	0	NR	500	360	NR	630	811	NR	760	17	NR	890	0	NR
375	0	NR	505	396	NR	635	750	NR	765	14	NR	895	0	NR
380	0	NR	510	418	NR	640	686	NR	770	12	NR	900	0	NR
385	0	NR	515	435	NR	645	619	NR	775	10	NR	905	0	NR
390	0	NR	520	448	NR	650	554	NR	780	9	NR	910	0	NR
395	0	NR	525	462	NR	655	491	NR	785	7	NR	915	0	NR
400	1	NR	530	476	NR	660	431	NR	790	6	NR	920	0	NR
405	2	NR	535	495	NR	665	376	NR	795	5	NR	925	0	NR
410	5	NR	540	520	NR	670	325	NR	800	4	NR	930	0	NR
415	10	NR	545	547	NR	675	280	NR	805	4	NR	935	0	NR
420	21	NR	550	576	NR	680	241	NR	810	3	NR	940	0	NR
425	42	NR	555	612	NR	685	207	NR	815	3	NR	945	0	NR
430	77	NR	560	651	NR	690	176	NR	820	2	NR	950	0	NR
435	135	NR	565	693	NR	695	149	NR	825	2	NR	955	0	NR
440	215	NR	570	741	NR	700	127	NR	830	2	NR	960	0	NR
445	321	NR	575	793	NR	705	107	NR	835	2	NR	965	0	NR
450	479	NR	580	847	NR	710	89	NR	840	1	NR	970	0	NR
455	432	NR	585	897	NR	715	75	NR	845	1	NR	975	0	NR
460	265	NR	590	940	NR	720	62	NR	850	1	NR	980	0	NR
465	231	NR	595	971	NR	725	51	NR	855	1	NR	985	0	NR
470	204	NR	600	993	NR	730	43	NR	860	1	NR	990	0	NR
475	168	NR	605	996	NR	735	36	NR	865	1	NR	995	0	NR
480	183	NR	610	986	NR	740	31	NR	870	1	NR	1000	0	NR
485	223	NR	615	957	NR	745	26	NR	875	0	NR			

**Summary**

$R_f = 86.1$   
 $R_g = 94.9$   
 CIE  $R_a = 82.9$   
 $R_9 = 3.9$



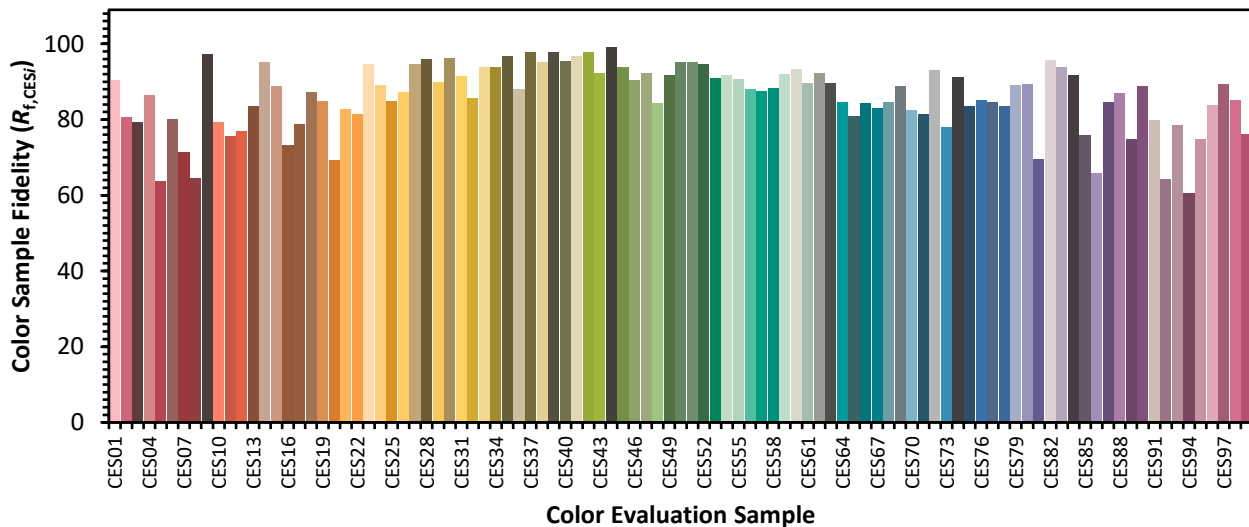
**Color Vector Graphics**



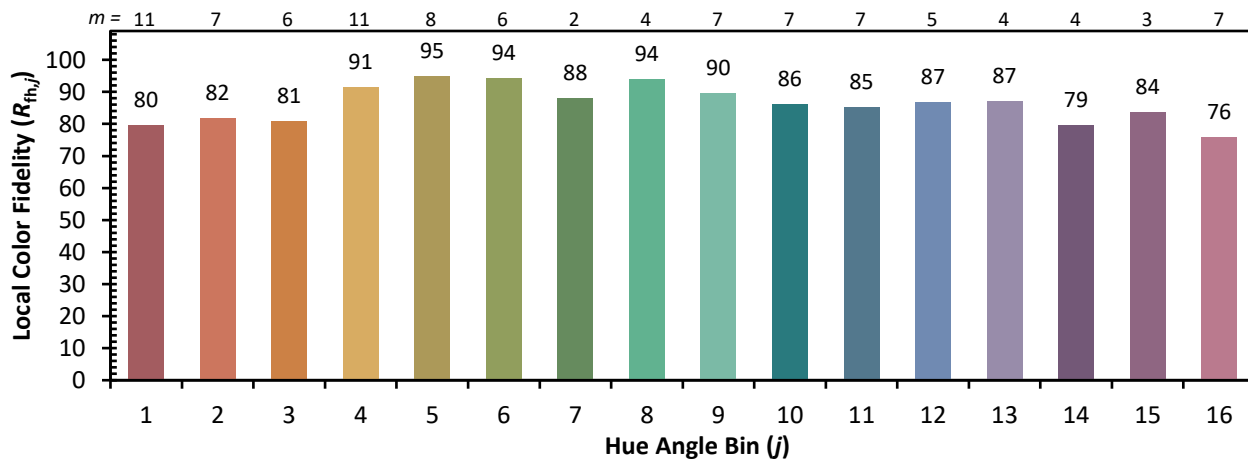
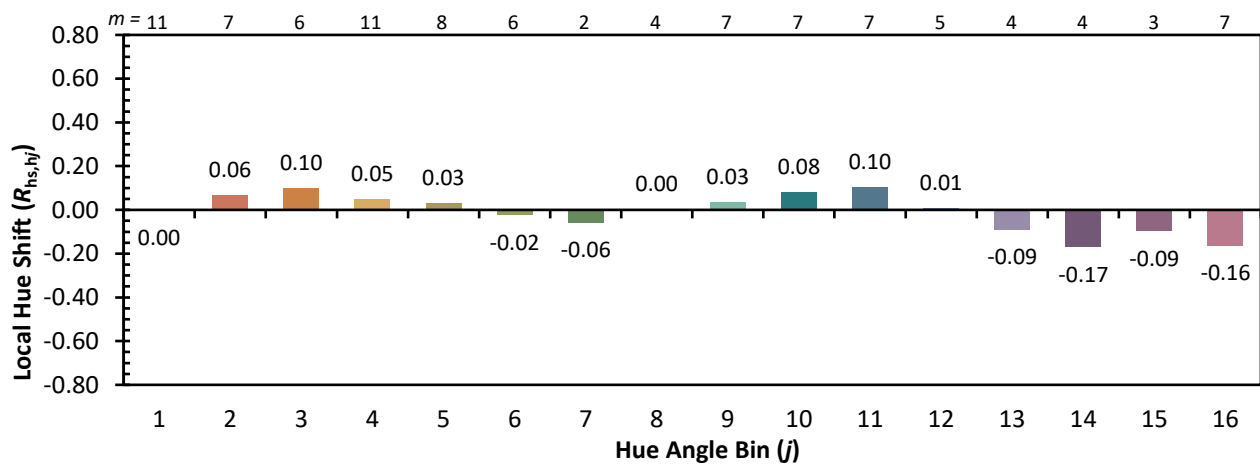


Individual Sample Fidelity Index ( $R_{f,i}$ )

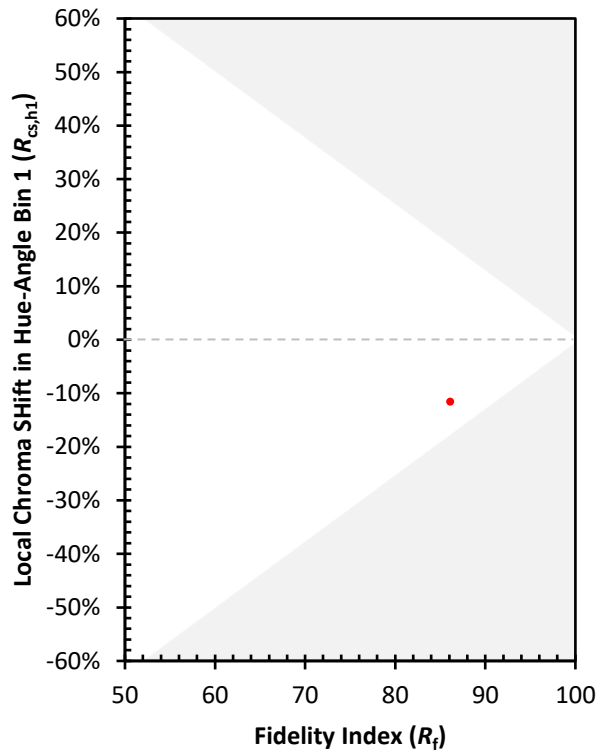
CES01 = 86	CES26 = 87	CES51 = 95	CES76 = 85
CES02 = 63	CES27 = 95	CES52 = 95	CES77 = 85
CES03 = 31	CES28 = 96	CES53 = 91	CES78 = 83
CES04 = 70	CES29 = 90	CES54 = 92	CES79 = 89
CES05 = 50	CES30 = 96	CES55 = 91	CES80 = 89
CES06 = 51	CES31 = 92	CES56 = 88	CES81 = 70
CES07 = 42	CES32 = 86	CES57 = 87	CES82 = 96
CES08 = 41	CES33 = 94	CES58 = 88	CES83 = 94
CES09 = 29	CES34 = 94	CES59 = 92	CES84 = 92
CES10 = 76	CES35 = 97	CES60 = 93	CES85 = 76
CES11 = 59	CES36 = 88	CES61 = 90	CES86 = 66
CES12 = 65	CES37 = 98	CES62 = 92	CES87 = 85
CES13 = 44	CES38 = 95	CES63 = 90	CES88 = 87
CES14 = 74	CES39 = 98	CES64 = 85	CES89 = 75
CES15 = 72	CES40 = 96	CES65 = 81	CES90 = 89
CES16 = 48	CES41 = 97	CES66 = 84	CES91 = 80
CES17 = 50	CES42 = 98	CES67 = 83	CES92 = 64
CES18 = 57	CES43 = 92	CES68 = 85	CES93 = 79
CES19 = 72	CES44 = 99	CES69 = 89	CES94 = 61
CES20 = 67	CES45 = 94	CES70 = 83	CES95 = 75
CES21 = 87	CES46 = 91	CES71 = 81	CES96 = 84
CES22 = 79	CES47 = 92	CES72 = 93	CES97 = 89
CES23 = 92	CES48 = 84	CES73 = 78	CES98 = 85
CES24 = 91	CES49 = 92	CES74 = 91	CES99 = 76
CES25 = 72	CES50 = 95	CES75 = 84	



Color Rendition by Hue-Angle Bin



Measure Comparisons



(END OF REPORT)